

Kathleen (Lewelling) Daniels

Williams Middle Magnet IB

Digital Badges: Why did you start this?

- ❧ Reading Counts doubling its price next school year \$\$\$
- ❧ Reading tests not actually measuring what we want – 10 memorization questions
- ❧ Current programs not cohesive and students can't show off all of their accomplishments to their friends.
- ❧ Students not understanding the connection between what they are learning in classes and life/career readiness.

About me.... All the things:

🌀 Media Specialist

🌀 Powerlifter

🌀 Singer

🌀 Actress

🌀 Pianist

🌀 Competitive Powerlifter


🌀 LuLaRoe Fashion Retailer

- VIPKID teacher
- Dachshund Mommy
- Wife
- National Geographic Certified Educator
- National Geographic Inquiry Ambassador
- Microsoft Innovative Educator Expert and Trainer
- SSYRA 6-8 Committee Member

Advantages

- ✧ Students CHOOSE what they want to participate in.
- ✧ Students can SEE what they like to read, do, and view trends in their own habits:
 - ✧ Are they a big reader? Are they an online reader? Do they prefer Fantasy? Do they like challenges? Do they try to focus on one aspect or a little of all?
- ✧ Students can complete pathways to understand how what they want to do with their life is actually taught in school- gives meaning to certain classes and units/activities.
- ✧ Students CHOOSE their rewards: Do they want to attend the homeroom party? Do they want their name recognized on the morning show? Do they want a shoutout on Edsby?

What it looks like for a student.



Digital Badges ▾ Welcome + _Content Library [red bar] sanjana

Welcome !

★ **Please Visit the Content Library to find more information about badges!**



+ Add Page

Welcome !

Home page

Rewards

Thursday, August 30, 2018 2:18 PM

3 Badges- Good Work goody bag each 9 weeks

5 badges- Party People invited to celebration party every 9 weeks

10 Badges- Book Lover up to \$25 to spend at the book fair!

15 Badges- Celebrity signed copy of book from the author

20 Badges- Cunning Cougar up to \$50 to spend at the book fair



Genre Badges Online Form

Fill out this form instead of filling out the forms in person. DO NOT DO BOTH! I can check and see what submitted.

DO NOT write the same books that you have in the past.

I will check the submissions both on this online form and the forms submitted in the media center every

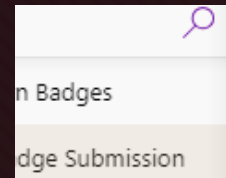
Hi Kathleen, when you submit this form, the owner will be able to see your name and email address.

* Required

1. Which grade are you in? *

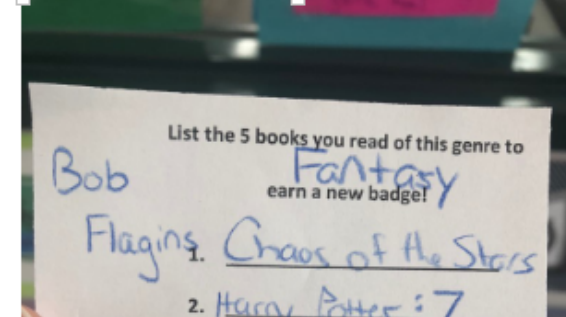
6th

7th



There are two ways to submit a genre badge (DO NOT submit the same books for list once, in one way OR the other):

1) In person- fill out the form on the window as you enter the library and place it



Content Library

1



Sports

Read 2 sports books and turn in slip.

2



Horror/Suspense

Genre: HORROR/SUSPENSE
How to get:
Read 2 horror/suspense books and turn in slip.
This genre includes a bad and scary stories.

3



Realistic Fiction

Genre: REALISTIC FICTION
How to get:
Read 2 realistic fiction books and turn in slip.
This is what it is like in real life. No magic or fantasies.

4



Fantasy

Genre: FANTASY
How to get:
Read 2 Fantasy books and turn in slip.
This includes magic, dragons, giants, fairies, magic, magic, supernatural.

5



Action/Adventure



Sports

GENRE- SPORTS

How to get:

Read 5 sports books and turn in slip.

Think football, baseball, soccer, track, and more. Usually realistic, too.

List of Badges PPT

Edsby Media Center Group

The screenshot shows the Facebook profile for the Williams Media Center. At the top, the name 'Williams Media Center' is displayed. Below this, there are sections for 'Moderators' (listing Kathleen Lewelling), 'Pinned' posts, and 'Knowledge' resources. The 'Pinned' section contains two posts: one for a newsletter and one for digital badges. The 'Knowledge' section lists various resources like 'Reading Counts', 'HAAL Pass', and 'Digital Badges!'. On the right side, there is a 'Note' section and a partial view of a post by Kathleen Lewelling.

Williams Media Center

Moderators
Kathleen Lewelling

Pinned

Read and fill out the Author Skype forms for 3 authors in this month's November Newsletter before the end of the week!
sway.com/jjklsKZxBrHcdrbb?ref=Link

Williams Middle Magnet Monthly Newsletter

Check out the NEW BADGES!!!! Also, make sure you Edsby Message Mrs. Daniels (Lewelling) if you have earned at least 3 badges for the November 3rd Homeroom Hub Hooray celebration party!

source: sway.com/jjklsKZxBrHcdrbb?ref=...

Here is the updated powerpoint list of Digital Badges!
hillsborough-my.sharepoint.com/persona...

Badges.pptx

source:

Knowledge
Reading Counts
HAAL Pass
Research, Axis 360, Myon
Office 365
Orientation
Cybercat
Digital Citizenship
Digital Badges!

Pinned badges PPT throughout the year



Digital Badges section under "Knowledge" Section



Survey the crowd


Do you want to have a
of badges per
quarter or overall
accumulation levels?

Rahneen Lewelling
Welcome Back Cougars!!!!

1) All books are due back this week! I will be running overdue notice slips to pass out next week. Remember, if you have lost/overdue books, you will have rewards and incentives withheld from you. Please just return the items or pay for them if they are lost. If you get a slip and can't find the book or you think it is a mistake, RETURN THE SLIP BACK TO ME! I will try to find if it is in here and worst case tell you how much it costs (either \$10 or \$15 per book).

2) Fill out the link below if you have at least 5 digital badges by now! If you look in your OneNote Digital Badge folder and you think you are missing badges, please message me through Edsby. If you would like to be considered for the 3rd 9 weeks celebration, still fill out the form. The 3rd 9 weeks requirement is to get 3 new badges, regardless of how many you have now. I repeat, EVERYONE FILL OUT THIS FORM!

Fill | Quarter 2 Digital Badges Attending Survey



Microsoft Forms

Please answer the questions below so I know how many students to expect for the 2nd quarter rewards party. Expect to have earned at least 5 badges by now to be considered for the party. This form is due by Wednesday, January 17th.

<source: forms.office.com/Pages/ResponsePage.as...>

Edsby "Knowledge" section

The screenshot shows a web interface for the Williams Media Center. On the left is a navigation menu with items like 'Reading Counts', 'HAAL Pass', 'Research, Axis 360, Myon', 'Office 365', 'Orientation', 'Cybercat', 'Digital Citizenship', 'Digital Badges!', and 'SLAM Showcase'. The 'Digital Badges!' item is selected and highlighted in light blue. The main content area on the right has a title 'Digital Badges!' and contains several paragraphs of text. At the top right of the main area are two buttons: 'New Topic' and 'New Subtopi'. The text in the main area includes instructions on how to access digital badges via Office 365 and OneNote, and mentions that badges will be uploaded by the end of the day Fridays.

Williams Media Center ← Return to Group New Topic New Subtopi

Reading Counts

HAAL Pass

Research, Axis 360, Myon

Office 365

Orientation

Cybercat

Digital Citizenship

Digital Badges! ↑ ↓ ↶

SLAM Showcase

- How to submit a project
- Ideas for digital projects
- Prizes!

Digital Badges!

Please Edsby message me if you can not access this.

You will need to log in using your Office 365 login-

- Email- student#@hcps.net
- Password- Edsby password

You can always access this without a link by going logging into office 365, clicking the OneNote icon, then selecting "Class Notebooks" and find it there.

Click on the Content area Tabs to view more information about this new program.

You can only see your badges, but I will soon make a list of top badge earners per quarter.

Remember, badges will be uploaded by the end of the day Fridays!

How did I get started?

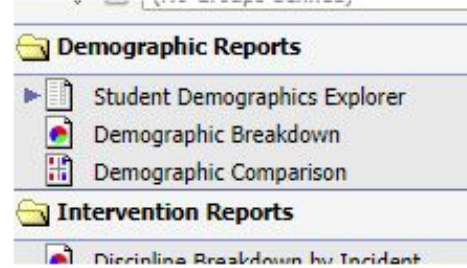
- 🌀 Only started with 5 genre badges (Fantasy, Action/Adventure, Mystery, Realistic Fiction, and Sci Fi)- 5 books read to earn a badge, yes... I just trusted them!
- 🌀 Began adding a few other genre badges in the 2nd semester: Sports, Graphic Novels, Dytopian, humor, etc.
- 🌀 Students decided which genre most identified with the book or they could play it strategically if they read 4 of one genre and one book that had several genre elements.

How did you set up the Notebook?

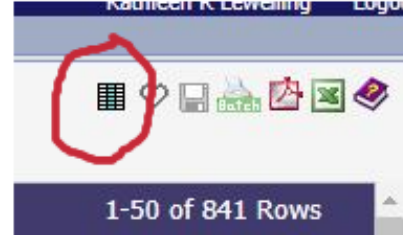
- Originally- uploaded every student into one Class Notebook.
- Used two excel spreadsheets- 1 for the list of student numbers and 1 for the simicolon delimited creator.
- Here is the link to the student list excel sheet https://hillsborough-my.sharepoint.com/personal/126292_hcps_net/_layouts/15/WopiFrame.aspx?sourcedoc=%7B8c6b55a5-0d5d-4a65-a46f-51aee9242f4e%7D&action=view

1) Log into Viewpont/Instructional Planning Tool (IPT) or whatever you call it

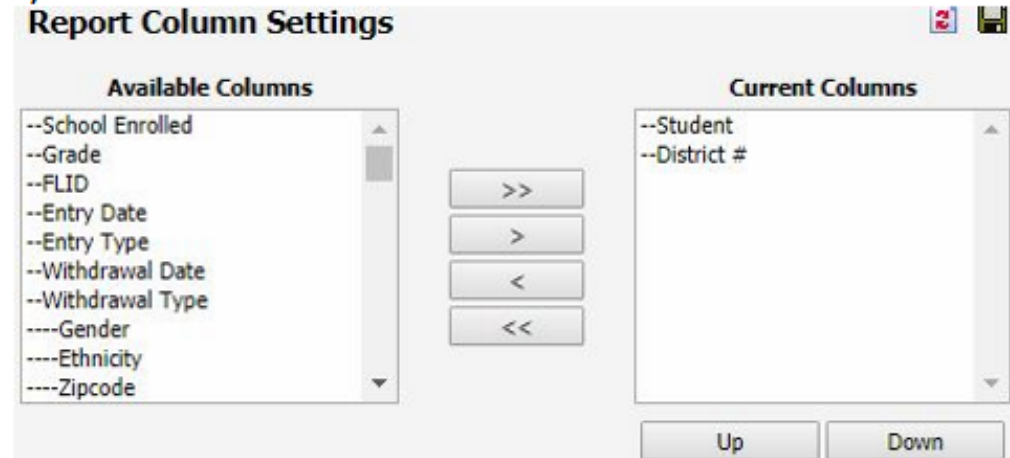
2) Click on the "Demographics Explorer" at the left



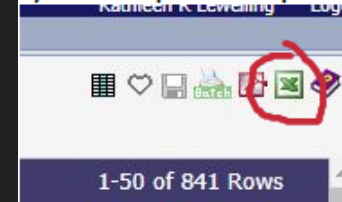
3) Click select the columns icon at the top right



4) Select the student and district number
Report Column Settings



5) Run the report and export it to excel



6) Select and copy the student numbers of students into the student list excel sheet (link is above) underneath the section called "Student Names"

-----suggestion: chunk students in clumps of 100 at a time

7) At the last student number imported, select and copy the row to the right that is separated by semicolon. DO NOT go down to the last row of semicolon separated listed.

8) Paste that list of semicolon separated numbers into the OneNote Class Notebook you have created to invite the selected students.

9) Wait for it to load and repeat steps 6-8 until all students are imported .

How I made my life easier...

- 🌀 Divided students into separate grade notebooks
 - 🌀 Ability to change the name of the file to fit the grade level
 - 🌀 Can now easily delete all students exiting the school (8th graders)
 - 🌀 Easily add new students (namely new 6th graders each year)
 - 🌀 Can now use the online platform (depends on how many students you have in each grade)

What are my costs?

☞ Time:

- ☞ Initially it takes a bit to set up all the students into the OneNote folder and to create your own rules/program.
- ☞ Monthly, and right before the quarter celebration, I run reports for RC (no longer use), MyOn, and Axis 360.

☞ Money- Only for rewards

- ☞ I let students choose their rewards with a theme, dessert bar Q1 I let them choose which desserts I brought, Ice Cream Bar 2nd Q they choose the ice cream and toppings, etc.

Drawbacks

- ❧ With my method, you rely on student trust A LOT! I still have physical and digital proof of their submissions, but it is completely up to you how much you want to micromanage the process. Students CAN change (copy/paste) badges to duplicate and change the "number" of badges.
- ❧ Students can't see other students' badges unless they both pull up their screens of their personal bages.
- ❧ Its "new" and "beta testing"- has its learning curve.

Where this could lead to...

🌀 At the school level:

- 🌀 Disperse the ability to create and add badges to select teachers. They can add other achievements such as clubs, grade level incentives, curriculum incentives, after school activities, and more.
- 🌀 Create "paths" for students to dabble in so they can track what their interests are. Such as- medical, dance, music ,art, sports, buisness, and other career paths that have school or reading ties. Connects student understanding of what they want to do with their time to why they are in a class or learning a specific skill (ie. If they want to work in constuction, they need to know pathagoreans theorem to figure out the math to create a stable structure).
- 🌀 Add teachers or make a separate folder for teacher PD with this.
- 🌀 Potentially use this for academic and conduct celebrations.
- 🌀 Students create the badges designs.- club

...and more!

- ↪ Go beyond the school!

- ↪ Partner with local businesses and community members for incentives

- ↪ For example: Partner with Dairy Queen so if students do X task, they get a free ice cream or something that they are willing to offer. See what community stakeholders want students to be doing (could be reading, volunteering, grades, etc)

- ↪ Also, you could partner with local higher ed or technical schools to know more of what skills they look for in students to create defined pathways.

- ↪ Team up with other schools so badges can flow up from elem all the way through high school

Next steps for our school...

- ❧ Create more pathways for students. Opens more opportunities for students to explore their interests and learn new things on their terms.
- ❧ Continue to survey students to gain insight to more interests and achievements to incorporate and create pathway connections to.
- ❧ Have students create their own badges and pathways (contest?)

How has it worked in the 1st year?

- 🌀 School student total: 840
- 🌀 Mainly 6th graders: 300
 - 🌀 Students who earned 3 badges for 1st Q (reported, not total): 10
 - 🌀 Students who earned at least 5 badges by 2nd Q: 5
 - 🌀 Changing it to # earned per 9 weeks for 3rd Q to include those who have earned 2-3 total so far
- 🌀 Guestimate of how many students have earned least one badge on their own- At least 30 for the 1st semester.
 - 🌀 Everyone got a Media Center Orientation Badge.

...and this year?



[This Photo](#) by Unknown Author is licensed under [CC BY-NC-ND](#)

